54216-92
KAMI



Components List

Parts	Size	Qty	S/N	Box
	ϕ9*65cm		①	1/1
	38*38*2cm	1	②	
	38*38*2cm	1	③	

Hardware fitting

Size	Qty	S/N	Box
ϕ8*40mm	1	A	1/1



ϕ35mm	1	B	1/1





Please arrange all components in the following order by number.



Assembly Manual

① step.1

Before installation, please prepare the accessories in the step box, and install them in the order of the steps.



② step.2

